

1. Viral clearance




Fig 1a Effect of VEDICINALS-9 on COVID-19 positive patient's turning negative in days (RT-PCR) from day 0 to 14. Data interpret following: comparison of number of patients turning negative in 0-4, 5-11 and 12-14 days, when vedicinals-9 (5000mg) adjuvant with standard intervention compared with standard intervention alone. Data represented as change in expected and observed values in two comparable interventional group (n=62 per group). Significant at *P<0.05, when compared before and after intervention at 0-4, 5-11 and 12-14 days in both interventional groups. [Chi-Square test for proportions].

The percentage of COVID-19 positive patient's (RT-PCR) turning negative in 0-4, 5-11, 12-14 days were 29.03%, 48.39% and remaining 22.58% respectively in Vedicainals-9 adjuvant group compared to the standard treatment alone group 1.61%, 37.10% and remaining 61.29% respectively. The results show more patients getting negative in first 5 days in Vedicainals-9 adjuvant group compared to standard alone group.

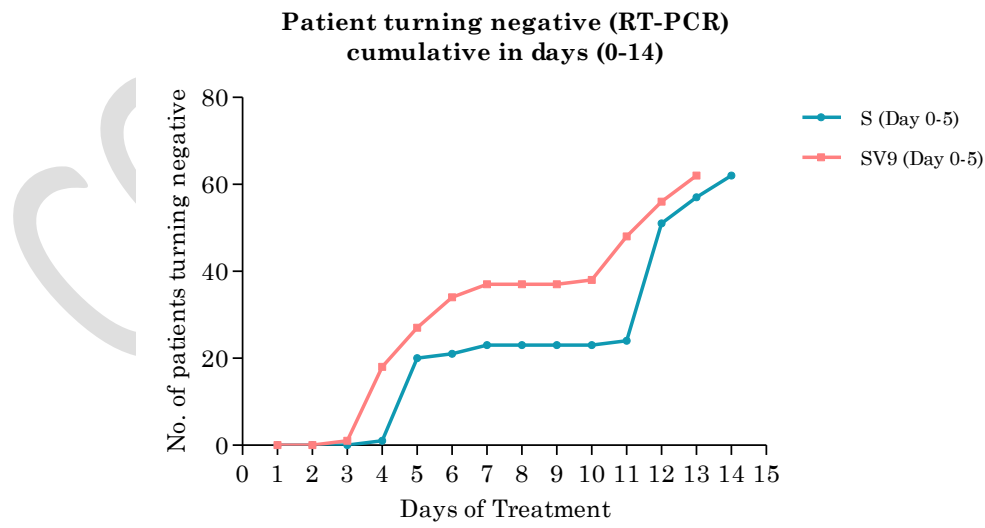


Fig 1b Cumulative no. of COVID-19 patients turning negative in days (RT-PCR)

2. CRP

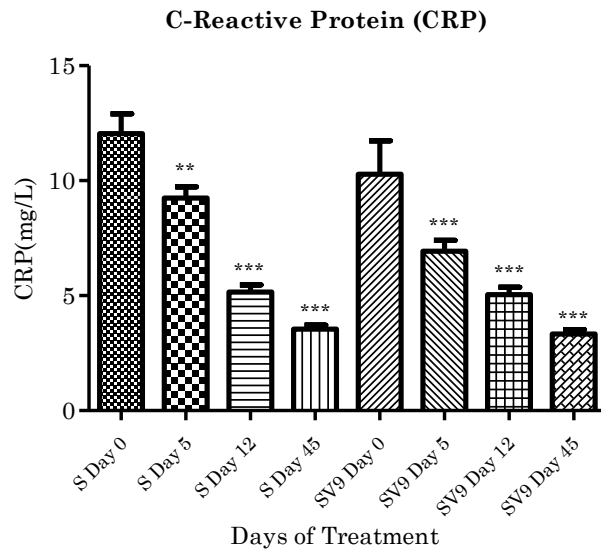


Fig 2 Effect of VEDICINALS-9 on serum CRP levels (mg/L) of COVID-19 positive patients from day 0 to 5, 12 and 45. Data interpret following: comparison of serum CRP levels (mg/L) from day 0 to 5, 12 and 45, when vedicinals-9 (5000mg) adjuvant with standard intervention compared with standard intervention alone. Data represented as change in serum CRP levels (Mean \pm SEM) in two comparable interventional group (n=62 per group). Significant at * $p < 0.05$, ** $p < 0.01$, *** $p < 0.001$ when compared before and after intervention at day 5, 12 and 45 in both interventional groups. [One-way ANOVA followed by dunnett’s multiple comparison test]

*The improvement (decrease) in mean serum CRP levels (mg/L) of COVID-19 positive patients from day 0 to 5, 12 and 45 was significant (10.29 \pm 1.44 to 6.93 \pm 0.47, *** $P < 0.001$), (5.04 \pm 0.32, *** $P < 0.001$) and (3.33 \pm 0.18, *** $P < 0.001$) in Vedicainals-9 adjuvant group compared to the standard treatment alone (12.04 \pm 0.87 to 9.23 \pm 0.49, ** $P < 0.01$), (5.15 \pm 0.32, *** $P < 0.001$) and (3.54 \pm 0.18, *** $P < 0.001$).*

3. Total Antibody

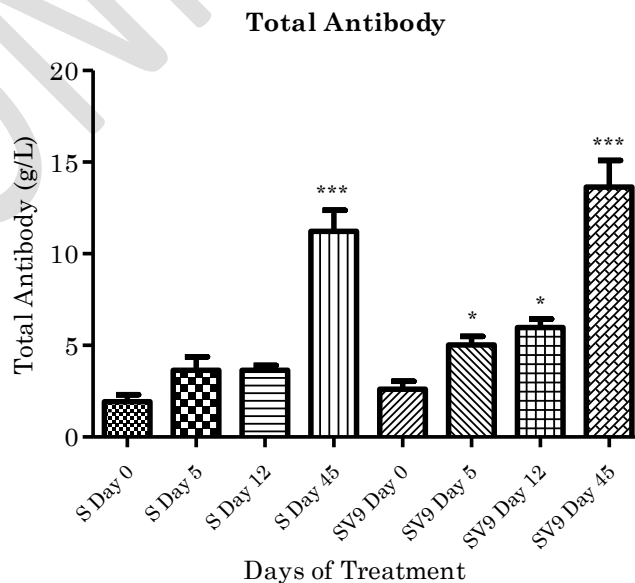


Fig 3 Effect of VEDICINALS-9 on serum Total antibody levels of COVID-19 positive patients from day 0 to 5, 12 and 45. Data interpret following: comparison of serum Total antibody levels from day 0 to 5, 12

and 45, when VEDICINALS-9 (5000mg) adjuvant with standard intervention compared with standard intervention alone. Data represented as change in serum Total antibody levels (Mean \pm SEM) in two comparable interventional group (n=62 per group). Significant at * $p < 0.05$, ** $p < 0.01$, *** $p < 0.001$, when compared before and after intervention at day 5, 12 and 45 in both interventional groups. [One-way ANOVA followed by dunnett's multiple comparison test]

The improvement (Increase) in mean serum Total antibody levels (g/L) of COVID-19 positive patients from day 0 to 5, 12 and 45 was significant (2.61 ± 0.42 to 5.02 ± 0.47 , 5.97 ± 0.46 and 13.64 ± 1.44 , * $p < 0.05$, * $p < 0.05$ ** $p < 0.01$) in VEDICINALS-9 adjuvant group compared to the standard treatment alone (1.92 ± 0.37 to 3.64 ± 0.72 , 3.63 ± 0.27 and 11.23 ± 1.15 , $p > 0.05$ (ns), $p > 0.05$ (ns) and ** $p < 0.01$).

4. IL-6

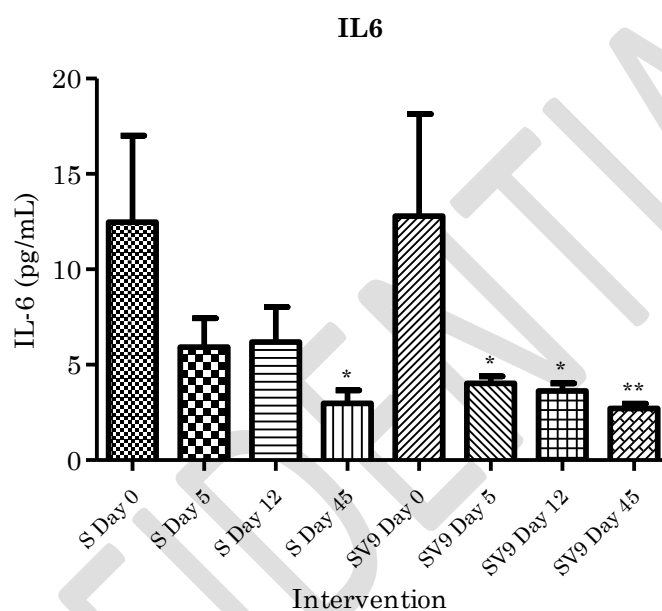


Fig 4 Effect of VEDICINALS-9 on serum IL-6 levels (pg/mL) of COVID-19 positive patients from day 0 to 5, 12 and 45. Data interpret following: comparison of serum IL-6 levels (pg/mL) from day 0 to 5, 12 and 45, when VEDICINALS-9 (5000mg) adjuvant with standard intervention compared with standard intervention alone. Data represented as change in serum IL-6 levels (Mean \pm SEM) in two comparable interventional group (n=62 per group). Significant at * $p < 0.05$, ** $p < 0.01$, when compared before and after intervention at day 5, 12 and 45 in both interventional groups. [One-way ANOVA followed by dunnett's multiple comparison test]

The improvement (decrease) in mean serum IL-6 levels (pg/mL) of COVID-19 positive patients from day 0 to 5, 12 and 45 was significant (12.79 ± 5.35 to 4.01 ± 0.36 , 3.62 ± 0.39 and 2.70 ± 0.24 , * $p < 0.05$, * $p < 0.05$ ** $p < 0.01$) in VEDICINALS-9 adjuvant group compared to the standard treatment alone (12.48 ± 4.53 to 5.91 ± 1.53 , 6.18 ± 1.83 and 2.98 ± 0.68 , $p > 0.05$ (ns), $p > 0.05$ (ns) and ** $p < 0.01$).

5. D-Dimer

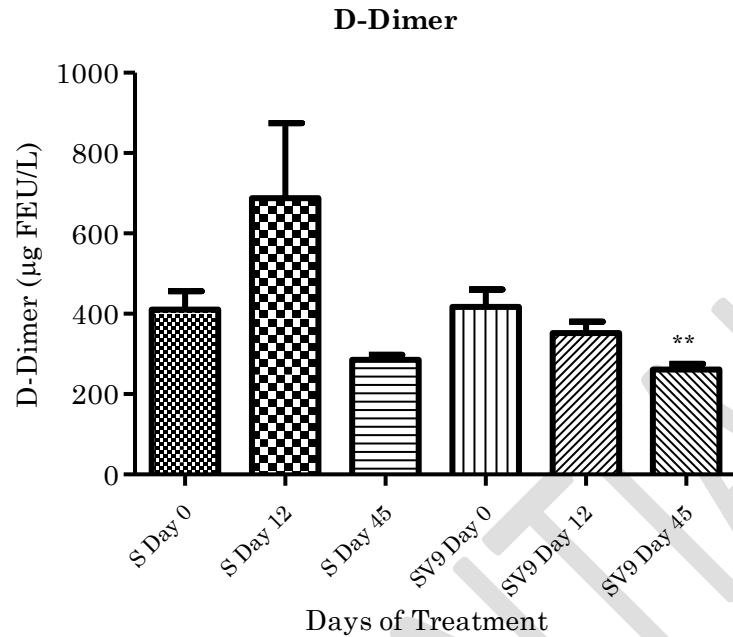


Fig 5 Effect of VEDICINALS-9 on serum D-Dimer levels ($\mu\text{g FEU/L}$) of COVID-19 positive patients from day 0 to 12 and 45. Data interpret following: comparison of serum D-Dimer levels ($\mu\text{g FEU/L}$) from day 0 to day 12 and 45, when vedicinals-9 (5000mg) adjuvant with standard intervention compared with standard intervention alone. Data represented as change in serum D-Dimer levels (Mean \pm SEM) in two comparable interventional group (n=62 per group). Significant at * $p < 0.05$, ** $p < 0.01$, when compared before and after intervention at day 12 and 45 in both interventional groups. [One-way ANOVA followed by dunnett's multiple comparison test].

The improvement (decrease) in mean serum D-Dimer levels ($\mu\text{g FEU/L}$) of COVID-19 positive patients from day 0 to 12 and 45 was significant (416.7 ± 43.45 to 351.8 ± 28.48 and 261.5 ± 14.15 , $p > 0.05$ (ns) and *** $p < 0.001$) in Vedicainals-9 adjuvant group compared to the standard treatment alone (410.8 ± 45.67 to 687.7 ± 187.2 and 285.4 ± 12.34 , $p > 0.05$ (ns) and $p > 0.05$ (ns).

6. X-Ray

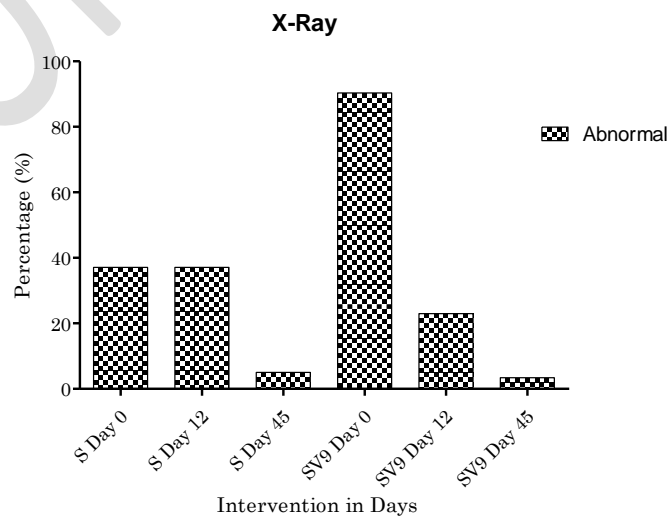


Fig 6 X-Ray findings of COVID-19 positive patients from day 0 to 45. Data interpret following: Percentage of COVID-19 positive patients from day 0 to day 45, when vedicinal9 5000mg adjuvant with

standard intervention compared with standard intervention alone. Data represented as percentage of patients with abnormal findings of X-ray in two comparable interventional group (n=62 per group).

Before the start of the treatment at day 0, 37.10% (23/62) of cases had abnormal x-ray findings in standard group and 90.32% (56/62) in vedicinals-9 adjuvant group. After 12 ± 2 days of treatment, only 22.95% (14/61) of cases had abnormal findings in vedicinals-9 adjuvant group resulting in 77.05% (47/61) of cases with normal findings compared to standard group alone which showed no change at all from day 0.

CONFIDENTIAL